

Oakmont II

Wildomar, CA

Scheme 1

Body 1



SW 7549
Studio Taupe

Body 2




SW 7547
Sandbar

Trim 1



SW 7531
Canvas Tan

Fascia 1




SW 7520
Plantation Shutters

Garage 1



SW 7508
Tavern Taupe

Accent 1



SW 9182
Rojo Marrón

Accent 2



SW 6202
Cast Iron

Color Usage Advisory:

The color schemes displayed on this page were approved by your community. However, color standards can change over time, therefore we advise consulting with your HOA Community Manager before starting your painting project.



COMMENTS:

We can also be reached by phone

at:

1-800-4-SHERWIN (1-800-474-3794)

NOTES:

Due to individual computer monitor limitations, colors seen here may not accurately reflect the selected color. To confirm your color choices, visit your neighborhood Sherwin-Williams store and refer to our in-store color cards.

Oakmont II

Wildomar, CA


Scheme 2

Body 1



SW 7526
Maison Blanche

Body 2




SW 6147
Panda White

Fascia 1



SW 7522
Meadowlark

Trim 1




SW 7002
Downy

Garage 1



SW 6150
Universal Khaki

Accent 1



SW 7033
Brainstorm Bronze

Color Usage Advisory:


The color schemes displayed on this page were approved by your community. However, color standards can change over time, therefore we advise consulting with your HOA Community Manager before starting your painting project.

Oakmont II

Wildomar, CA

Scheme 3

Body 1



SW 7516
Kestrel White

Body 2



SW 7531
Canvas Tan

Fascia 1




SW 7514
Foothills

Trim 1



SW 7507
Stone Lion

Trim 2




SW 6147
Panda White

Garage 1




SW 7507
Stone Lion

Accent 1



Accent 2



SW 6165
Connected Gray

SW 7060
Attitude Gray

Color Usage Advisory:

The color schemes displayed on this page were approved by your community. However, color standards can change over time, therefore we advise consulting with your HOA Community Manager before starting your painting project.



COMMENTS:

We can also be reached by phone

at:

1-800-4-SHERWIN (1-800-474-3794)

NOTES:

Due to individual computer monitor limitations, colors seen here may not accurately reflect the selected color. To confirm your color choices, visit your neighborhood Sherwin-Williams store and refer to our in-store color cards.

Oakmont II

Wildomar, CA

Scheme 4

Body 1



SW 7548
Portico

Body 2




SW 6148
Wool Skein

Fascia 1




SW 6151
Quiver Tan

Fascia 2



SW 7011
Natural Choice

Trim 1



SW 7011
Natural Choice

Garage 1



SW 6153
Protégé Bronze

Accent 1



Accent 2



SW 6167
Garden Gate

SW 9127
At Ease Soldier

Color Usage Advisory:

The color schemes displayed on this page were approved by your community. However, color standards can change over time, therefore we advise consulting with your HOA Community Manager before starting your painting project.



COMMENTS:

We can also be reached by phone at:

1-800-4-SHERWIN (1-800-474-3794)

NOTES:

Due to individual computer monitor limitations, colors seen here may not accurately reflect the selected color. To confirm your color choices, visit your neighborhood Sherwin-Williams store and refer to our in-store color cards.

Oakmont II

Wildomar, CA

Scheme 5

Body 1



SW 7513
Sanderling

Body 2




SW 7511
Bungalow Beige

Fascia 1



SW 6041
Otter

Fascia 2




SW 7011
Natural Choice

Trim 1



SW 7525
Tree Branch

Trim 2



SW 7011
Natural Choice

Garage 1



Garage 2



Accent 1



SW 7525
Tree Branch

SW 7511
Bungalow Beige

SW 7674
Peppercorn

Accent 2



SW 7598
Sierra Redwood

Color Usage Advisory:

The color schemes displayed on this page were approved by your community. However, color standards can change over time, therefore we advise consulting with your HOA Community Manager before starting your painting project.



COMMENTS:

We can also be reached by phone at:

1-800-4-SHERWIN (1-800-474-3794)

NOTES:

Due to individual computer monitor limitations, colors seen here may not accurately reflect the selected color. To confirm your color choices, visit your neighborhood Sherwin-Williams store and refer to our in-store color cards.

Oakmont II

Wildomar, CA


Scheme 6

Body 1



SW 7524
Dhurrie Beige

Body 2




SW 7517
China Doll

Fascia 1



SW 7520
Plantation Shutters

Trim 1




SW 7011
Natural Choice

Garage 1




SW 7522
Meadowlark

Accent 1



SW 6055
Fiery Brown

Accent 2



SW 6083

Sable

Color Usage Advisory:

The color schemes displayed on this page were approved by your community. However, color standards can change over time, therefore we advise consulting with your HOA Community Manager before starting your painting project.



COMMENTS:

We can also be reached by phone

at:

1-800-4-SHERWIN (1-800-474-3794)

NOTES:

Due to individual computer monitor limitations, colors seen here may not accurately reflect the selected color. To confirm your color choices, visit your neighborhood Sherwin-Williams store and refer to our in-store color cards.

Oakmont II

Wildomar, CA

Scheme 7


Body 1



SW 7030

Anew Gray

Body 2



SW 7628

Windfresh White


Fascia 1



SW 7031

Mega Greige


Trim 1



SW 7028

Incredible White


Garage 1



SW 2856

Fairfax Brown


Accent 1



SW 2856

Fairfax Brown

Accent 2



SW 7580
Carnelian

Color Usage Advisory:

The color schemes displayed on this page were approved by your community. However, color standards can change over time, therefore we advise consulting with your HOA Community Manager before starting your painting project.



COMMENTS:

We can also be reached by phone

at:

1-800-4-SHERWIN (1-800-474-3794)

NOTES:

Due to individual computer monitor limitations, colors seen here may not accurately reflect the selected color. To confirm your color choices, visit your neighborhood Sherwin-Williams store and refer to our in-store color cards.